


BCG Online Case Assessment

User reference guide & helpful tips

2025



BCG

Beyond is
where we begin.

Welcome to BCG!

In preparation for your upcoming Online Case Assessment with BCG, we have created this short document to help you get ready.

Please take the time to read through this document, which explains what you can expect during the Online Case Assessment, and provides some tips and tricks to help you be successful!

Best of luck!



What is BCG's Online Case Assessment?

What can you expect?

Format

100% online, taken from your home on your personal computer; conducted by our chatbot.

Duration

~40 minutes: short introduction video + 35 min to complete the case.

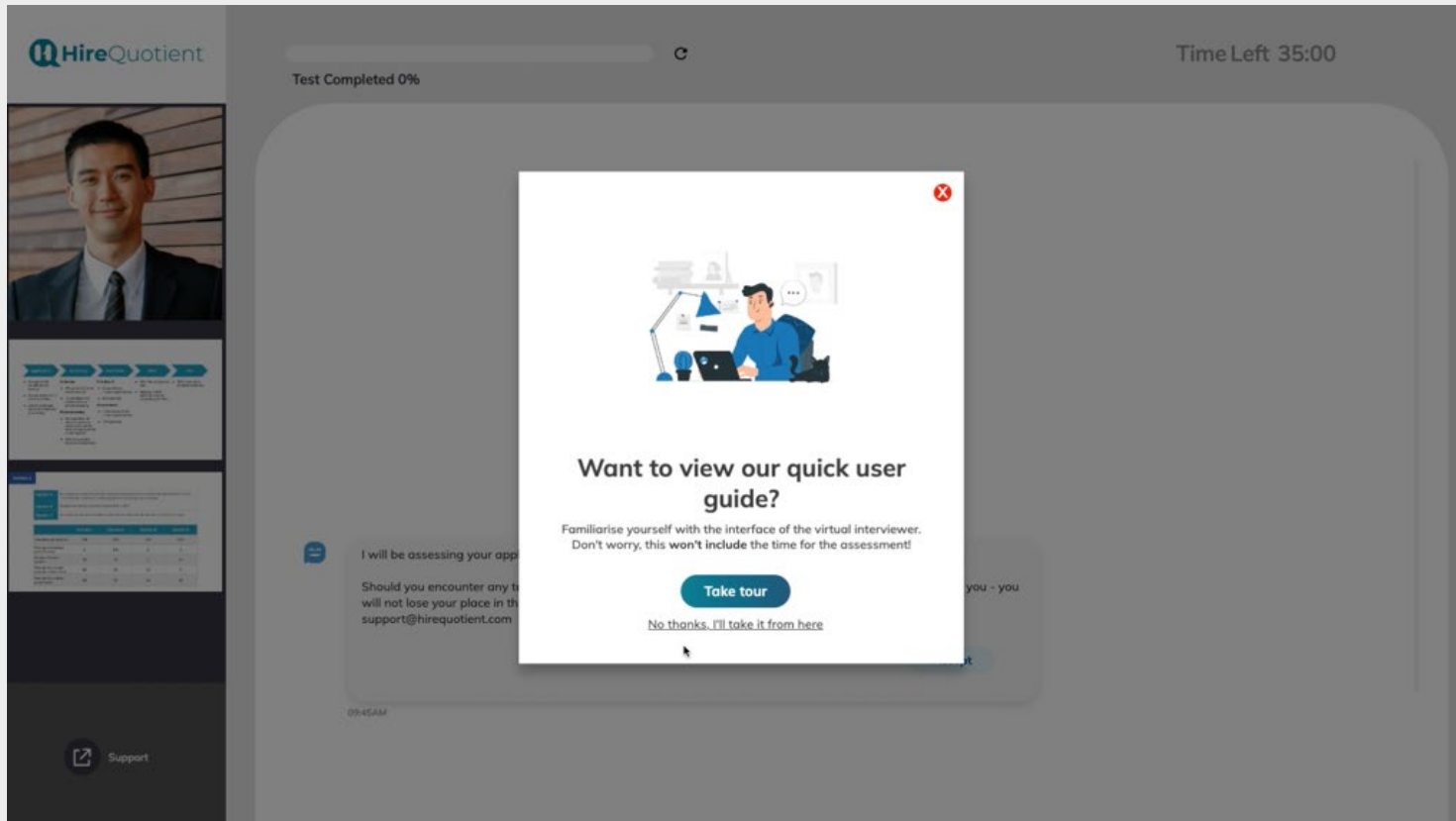
Assessment Details

Case consists of 8-10 questions.

Questions can be multiple choice, short answer, or fill-in.



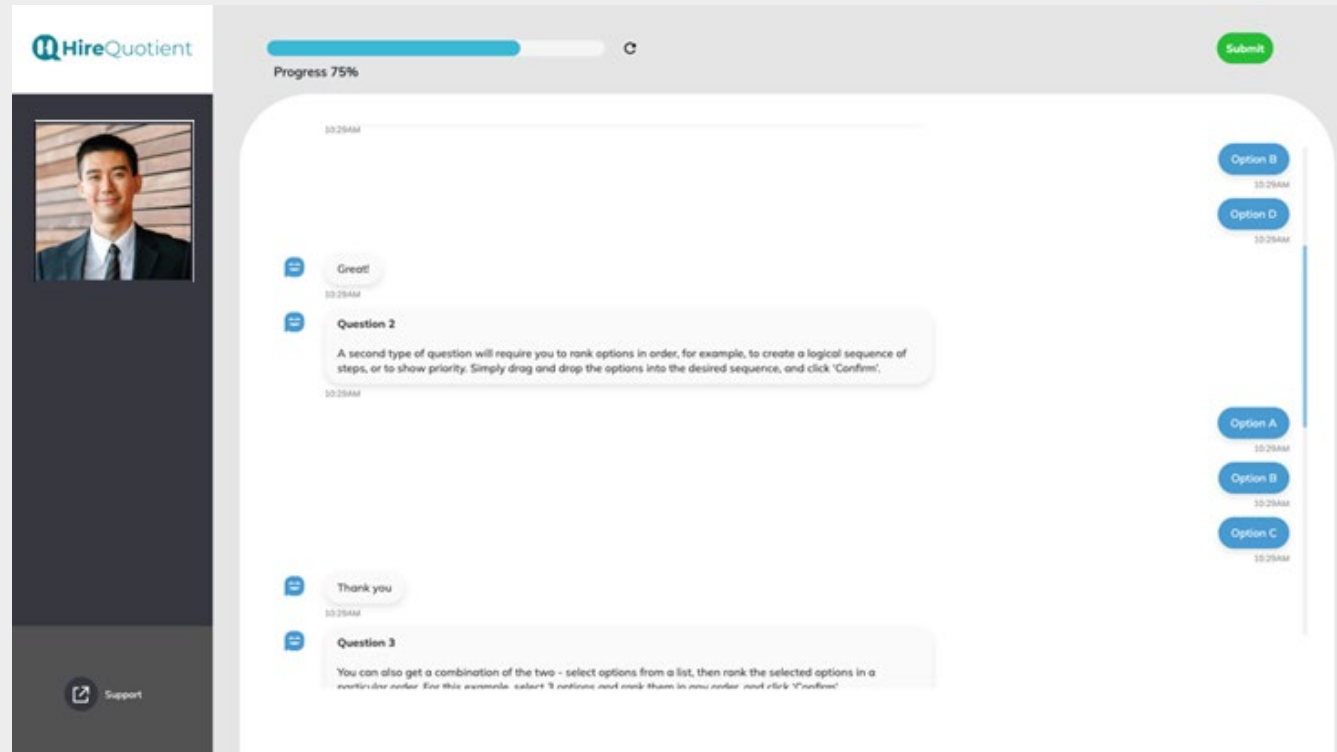
Example of the case interface (1 of 2)



You can click 'Take Tour' to familiarize yourself with the interface of the platform and Online Case Assessment. The time spent reading the guidelines will not affect the time allocation for the case.

Example of the case interface (2 of 2)

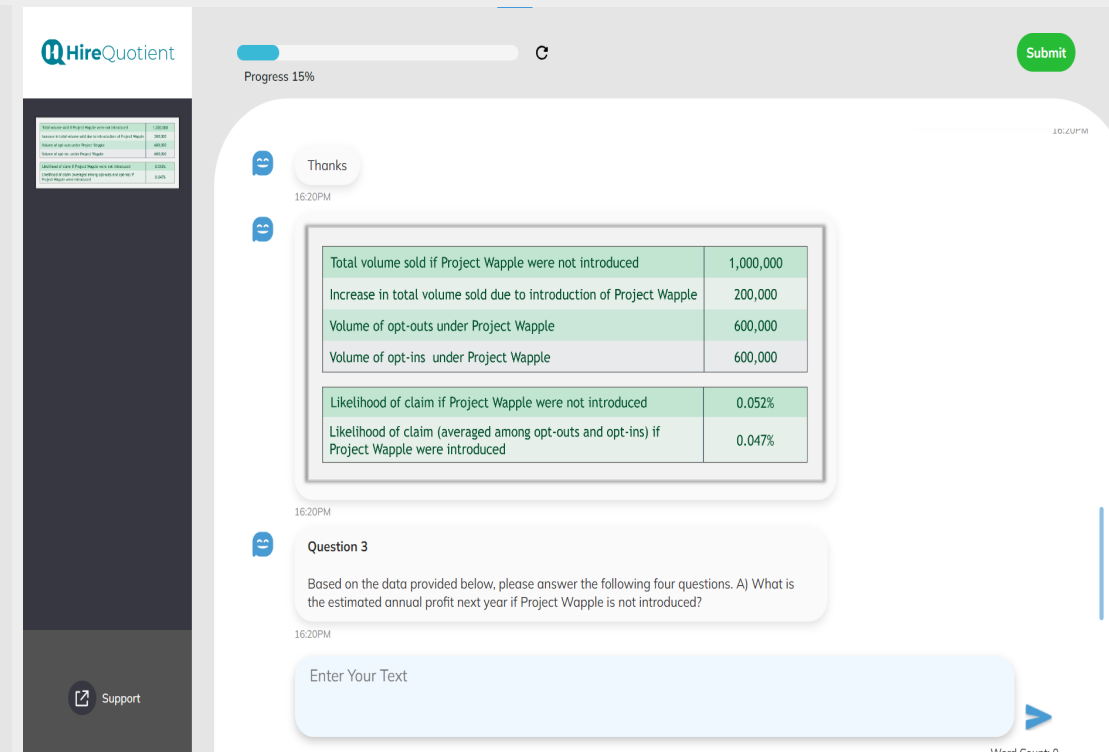
Video Proctoring during the Online Case



On the top left corner of the screen, you will notice your video is showing throughout the entire assessment session. This is for PROCTORING purposes.

The system is recording this video (only after taking your consent) to detect and protect against errors and prevent fraud and suspicious activities like multiple faces in the video, tab switching, copy-paste and window switching.

Questions types



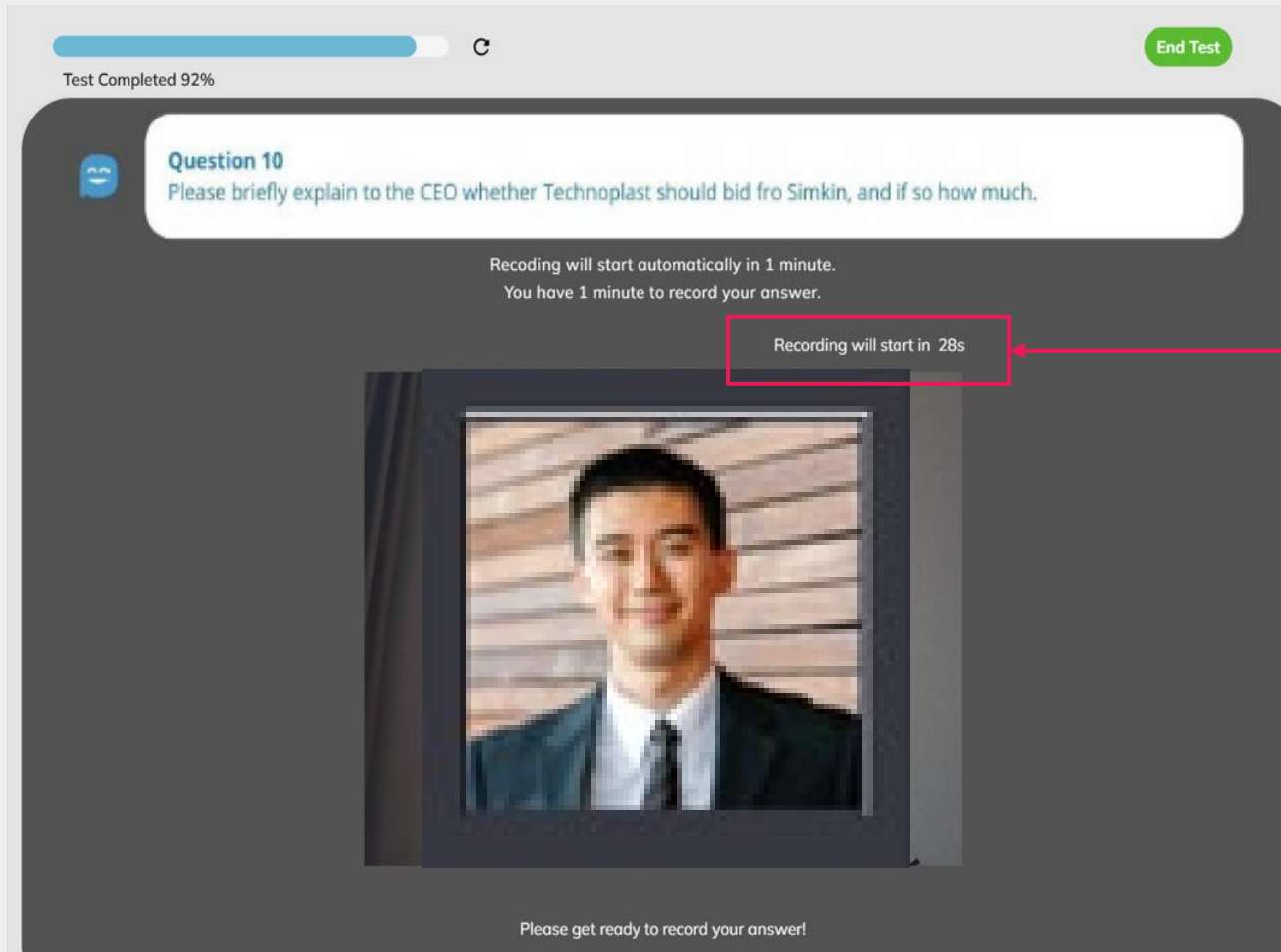
There will be multiple types of questions:

1. Multiple choice questions
2. Short answer
3. Fill-in

Please read the questions carefully

Example of the case interface (3 of 3)

Video Interview Interface



The final section of the case is a brief video assessment.

You will have 1 minute to read the question and prepare your answer for a case-related question. There's a timer indicating how much time left for preparation.

Once preparation time is over, the **recording will start automatically.**

You will have 1 minute to record a video response.

You will have **only one attempt** to record the video-answer!

Tips to set you up for success before you take the online case assessment

We recommend that you complete the practice case prior to your formal assessment, to familiarize yourself with the format of the test. The practice is meant to get you comfortable with the chatbot interface. Practice case link can be accessed through a link shared in the assessment invite email.

You will have **35 mins** to complete the actual assessment. Chatbot interface will help you keep track of time, however, please plan accordingly.

You will not be able to go back and review, or change previous answers.

All answer submissions are final. You must work through the case in the order of questions asked. You will not receive your final score.

Please refer to the following FAQs for additional technical information.

Assumed knowledge & glossary of key terms

Remember, this is a 'real' case study assessment, you should **prepare for this test as you would a regular case study interview**. That means **some business knowledge** will be required, as well as some analytical problem solving – we strongly recommend that you practice case study interviews before attempting the test. In order to help get you started we have included an **initial & non-exhaustive** glossary of business terms below, to give you an idea of the kind of language that may be used in the assessment.

Revenue/Sales: the total amount of money received by a business for providing goods and services. This is often calculated as the number of units sold multiplied by the price.

Fixed costs: business costs that are not dependent on the amount of goods or services produced by the business. Fixed costs usually include things like rent and interest.

Costs of Goods Sold (COGS)/Cost of Sales: The direct costs involved in producing a product or providing a service – for example, the cost of raw materials and factory labor needed to produce a car. Unless otherwise in the question, these are assumed to be variable costs.

Assumed knowledge & glossary of key terms

Variable costs: business costs that change as the amount of goods and services produced by a business changes. Variable costs may include things like raw materials or delivery costs. Variable cost per unit refers to total variable costs divided by units sold.

Gross profit: the income of a business remaining after the costs of production and distribution (typically, the variable costs associated with producing the goods or services) have been subtracted from revenue.

Operating Expenses: Cost incurred by a business that are not directly linked to production of a company's goods and services. For a car manufacturer, these could include marketing costs, salaries for non-factory employees, and rental of office space. Unless otherwise stated in the question, these are assumed to be fixed costs.

Operating Profit/Operating income: Gross Profit less Operating Expenses (fixed costs)). Unless otherwise stated, profit in the online Case Experience refers to Operating Profit.

Net profit: the income of a business given by revenue minus all costs and expenses that the business incurs.

Assumed knowledge & glossary of key terms

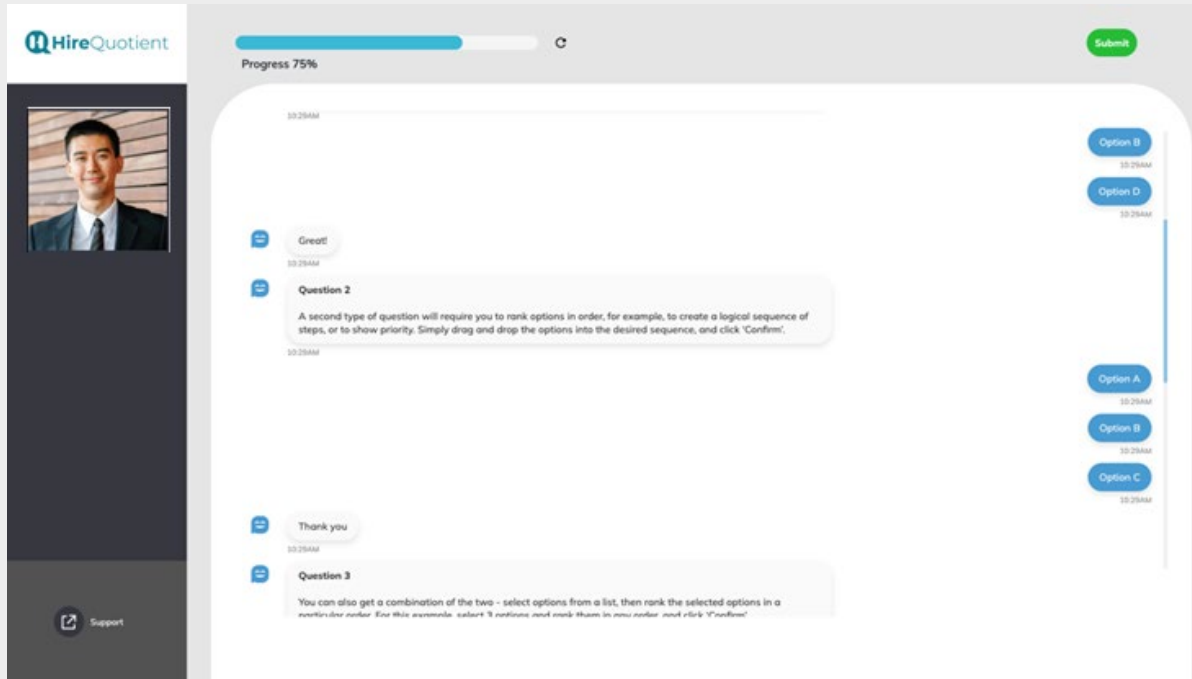
Market share: the portion of an industry controlled by a given business. A firm's market share by revenue is typically calculated as its revenue divided by the combined revenue of all businesses in the same industry.

Complementary goods: products which tend to be consumed together share a beneficial relationship with other products (e.g. an iPhone and mobile applications). Thus, increasing demand for one tends to increase demand for the other.

Substitute goods: products which can be used for the same or similar purposes. Substitute goods can be considered interchangeable (e.g. skim milk and semi-skim milk).

Expected profit: The profit that a business expects to make, weighted by the probability of all potential profit outcomes. For example, if there is a 60% chance that a business will make \$100,000 on a deal, and 40% chance that it will lose \$50,000, then the expected profit on the deal is $60\% \times \$100,000 + 40\% \times (-\$50,000) = \$40,000$.

Tips & tricks during the assessment: time management



Before every question, you'll see question number and how many questions left

Timer: You can refer to the timer to keep track of the time remaining.

Progress bar: The progress bar on the top helps you to keep track of your progress. Progress is based on the expected time allocation per question (and not the total number of questions). E.g., in a 30-minute case, if Q1 should take 3 minutes and Q2 should take 6 minutes to solve, the progress bar will move 10% after Q1 is completed and 20% after Q2 is completed



Frequently Asked Questions (1 of 5)

How do I access the test?

In an invitation email you receive from HireQuotient team (on behalf of BCG) there will be a link to the assessment. Please make sure you access the link during the time indicated in your invitation email, otherwise it won't be available.

If you cannot open the link, please contact your recruiter.

What hardware and other technical requirements are needed to complete this test?

A webcam-enabled laptop and a calculator are both required for this test. Do not access the test on a mobile phone.

Please use Chrome, Firefox, or Opera as the web browser. Do not use Internet Explorer. Google Chrome is the preferred browser for this test. Please disable VPN.

For best results, please use an incognito browser window.

Please ensure that you have a stable and decent speed internet connection while taking the test.

Frequently Asked Questions (2 of 5)

Do I have to complete the test in one sitting?

Yes, you need to complete the test in one sitting, as the timer will continue to run even if you are logged out.

If you are interrupted, you can log back in using the same invitation email and password. You will be brought back to the same place where you left off, but time will have elapsed.

I can't see all of the question content in my test browser – what should I do?

You may find it useful to zoom out on your browser in order to fit all the text in one screen. (For instructions on how to do this in Chrome, [click here](#))



Frequently Asked Questions (3 of 5)

How do I troubleshoot if my webcam isn't properly connected to the technical platform for the video portion of the exam?

Your webcam should automatically connect to the platform. However, in the unlikely event that this occurs, please ensure that other applications that may access or interfere with your webcam (such as other videoconferencing apps) are switched off. If your browser continues to experience issues accessing your webcam, try rebooting, changing to another approved browser (Chrome, Firefox, Opera), or to another computer.

Do note that if the internet connection is slightly unstable, the video service may take up to 30 seconds to connect and initiate. If you continue to experience issues, please try again with another Internet connection.



Frequently Asked Questions (4 of 5)

What if a testing session is interrupted because of poor internet connection or accidental closure of the chat bot?

Click “Refresh” on your browser. You will not lose the progress that you have made and will be able to get back to the same question through the invitation link within 35 mins after the moment when your test began. All answers will be recorded in the platform. Delays can be minimized by ensuring that you have a stable internet connection.

What are the technical requirements to attempt the test?

These are the basic system requirements that you should have in place to access the Virtual Interviewer:

- It is strongly recommended to not use a mobile device for this test.
- Our preferred browser is Chrome. We also support Edge (v79 and above) and Safari (v15.4 and above).
- Candidates are recommended to disable VPN and ad blockers (if any)
- For best results, candidates are suggested to open the invitation link in an Incognito window.
- Minimum upload bandwidth(speed) is 512 kbps, but we recommend accessing it via the strongest internet connection you can find!



Frequently Asked Questions (5 of 5)

Will I know my score at the end of the interview?

No, similar to a live or face-to-face case interview, you will not know how you scored in the Online Case Assessment. Note that scoring varies by question type, and each question may carry a different weight.





Thank you



Beyond is
where we begin.